

FUJIPOLY[®]**GOLD 8000 Connector**FUJIPOLY[®] is registered Trademark of Fujipoly Group.**FUJIPOLY DATA SHEET NUMBER FPDS 2K-30 / Version 7****Fuji Polymer Industries Co.,Ltd.** (Overseas office)**JAPAN**

175 Kajiyashiki, Toyota, Aichi Japan 470-0533

[Phone] +81-565-65-1729 **[Facsimile]** +81-565-65-1857**[E-mail]** fujipoly@mx.fujipoly.co.jp

ISO9001(Aichi Plant)

Fuji Polymer Industries Co.,Ltd. (Taipei liaison office)**TAIWAN**

Room B,7F.,No.59,Tiansiang Rd.,Jhongsan District,Taipei City,10452,Taiwan

[Phone] +886-2-2586-5771 **[Facsimile]** +886-2-2586-5745**[E-mail]** fujipolytw@fujipoly.com.tw**Fujipoly America Corporation.****U.S.A.**

900 Milik Street P.O. Box 119 Carteret, NJ 07008-0119

[Phone] +1-732-969-0100 **[Facsimile]** +1-732-969-3311**[E-mail]** info@fujipoly.com **[web site]** www.fujipoly.com

QS9000 / ISO9001

Fujipoly Europe Ltd.**U.K.**

Avant Business Centre, Unit 8, Third Avenue, Bletchley Milton Keynes, MK1 1DR U.K.

[Phone] +44-1908-277800 **[Facsimile]** +44-1908-277900 **[E-mail]** sales@fujipolyeurope.co.uk**Fujipoly Singapore PTE Ltd.****SINGAPORE**

Blk 71 Ayer Rajah Crescent #04-03/06 Singapore 139951

[Phone] +65-6773-3466 **[Facsimile]** +65-6773-2234 **[E-mail]** fujipoly@mbox5.singnet.com.sg

ISO9001

Fujipoly (Thailand) Co.,Ltd.**THAILAND**

55/8 Moo 13 Navanakorn Industrial Estate Phase 4 Phaholyothin Road.

Klong Nueng,Klong Luang,Pathumthanee 12120, Thailand

[Phone] +66-2-529-2732 **[Facsimile]** +66-2-529-2223 **[E-mail]** marketing@fujipoly.co.th

ISO9001 / ISO14001

Fujipoly Hong Kong Ltd.**HONG KONG**

Workshop (F&J), Block 1, 4/F,Kwai Tak Industrial Centre Kwai Tak Street, Kwai Chung, N.t.,Hong Kong.

[Phone] +852-2428-3770 **[Facsimile]** +852-2489-9637 **[E-mail]** info@fujipoly.com.hk**Fujipoly China Ltd., China Factory****CHINA**

1/F., JiaLongDa Bldg., Changlang Road, Jinmei Estate, Changping, Dongguan, GuangDong China 523579

[Phone] +86-769-83989660 **[Facsimile]** +86-769-83989662 **[E-mail]** info@fujipoly.com.hk

ISO9001 / ISO14001

FUJIPOLY[®] DATA SHEET FPDS 2K-30 (Version 7)

1] Product Name :

Gold 8000 Type A Connector
Gold 8000 Type B Connector
Gold 8000 Type C Connector

2] Features :

Gold 8000 elastomeric connector elements are D-shaped with low durometer silicone rubber cores around which flat metallic gold-plated conductors are vulcanised in a row parallel to each other. The tips of the metallic conductors are turned upward so that point contact can be effected; in addition, contact is made to the flat area when the connector element is positioned between two printed circuit contaminants which might be present on the surface oxides or contact pads, thus assuring reliable electrical connection on two planes. Also available are standard board to board assemblies which include connector and connector holder.

- a) Very low contact resistance, high current capacity.
- b) Can be used for minimum 0.5mm (0.020 inches) electrode pitch.

3] Variety of Gold 8000 Connector. (Figure -1)

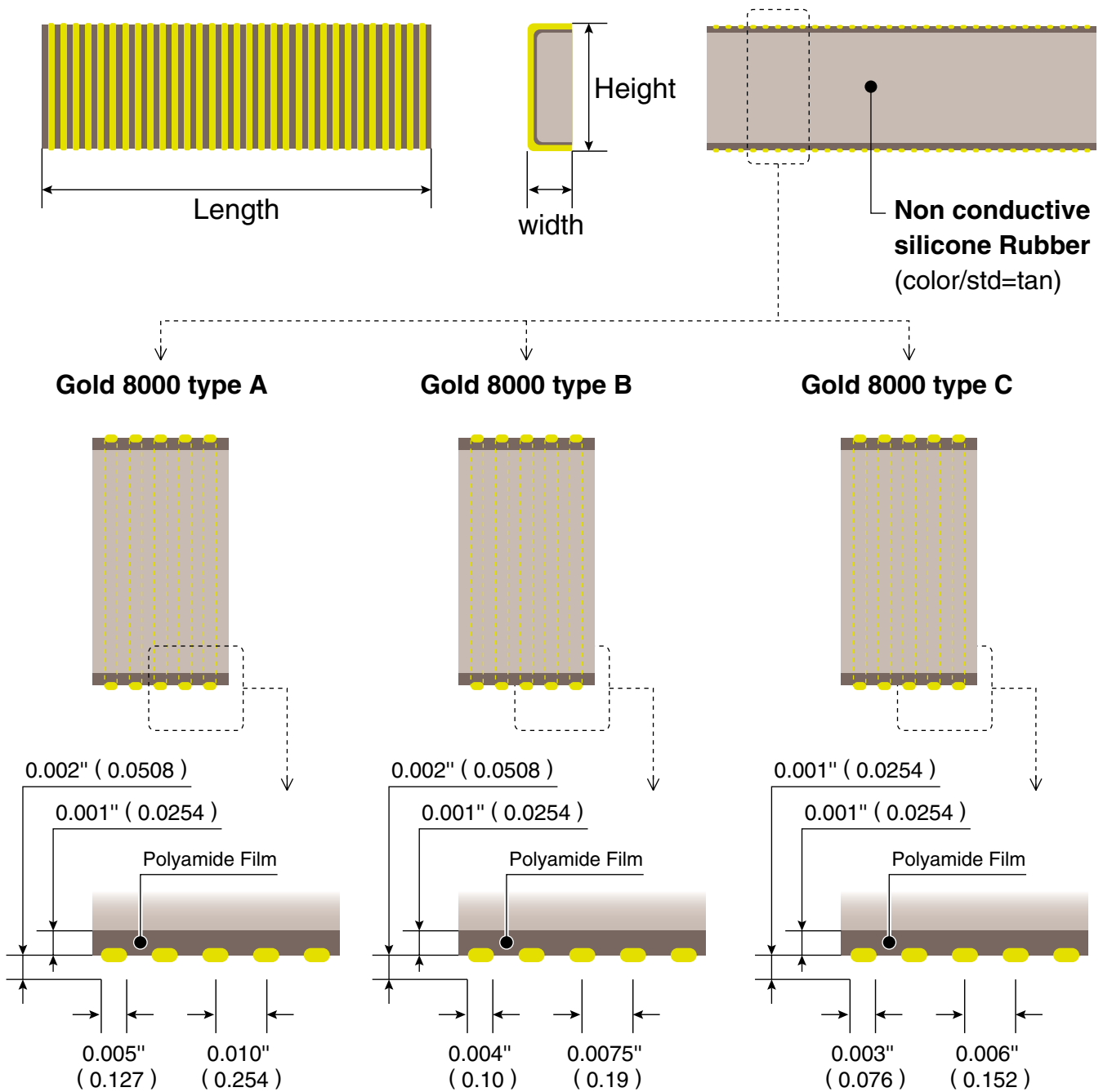


Table - 1

	Gold 8000 type A	Gold 8000 type B	Gold 8000 type C
Conductive wire per inch	100 wires / 25.4mm	133 wires / 25.4mm	166 wires / 25.4mm
Conductive Wire	0.002" x 0.005"	0.002" x 0.004"	0.001" x 0.003"
Support Film	0.001"(0.0254mm) Thickness Polyamide Film		
Connector Body	Non conductive Silicone Rubber		

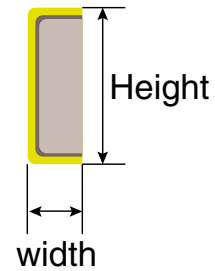
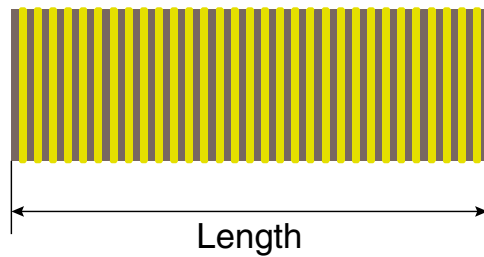
4] Available Size and Tolerance of Gold 8000 Connector Type A, B, C.

Table - 2

Measurement	Mark	MM (metric system)		Inch	
		Minimum	Maximum	Minimum	Maximum
Length	L	5.08mm ± 0.127mm	152.4mm ± 0.762mm	0.200" ± 0.005"	6.000" ± 0.030"
Height	H	2.54mm ± 0.127mm	12.70mm ± 0.381mm	0.100" ± 0.005"	0.500" ± 0.015"
Width	W	1.52mm ± 0.127mm	3.18mm ± 0.254mm	0.060" ± 0.005"	0.125" ± 0.010"

Note :

For good design practice and low deflection force requirements, The High (H) should be twice the width (W) For other sizes consult factory.



5] Typical product Properties.

Table - 3

Measurement	Mark	Gold 8000 Type A	Gold 8000 Type B	Gold 8000 Type C
Operating Temperature Range	°C	-20°C ~ +125°C		
	°F	-4°F ~ +255°F		
Contact Resistance	Ohms	Less than 0.025 (0.025"wide contact - Pads)		
Current Carrying Capacity	mA	500mA / wire maximum		250mA / wire maximum
Insulation Resistance	Ohms	Minimum 10 ¹² , between adjacent Conductive wire		
Capacitance	PF	Maximum 0.10, per adjacent pad at 1MHZ and 0.100 height.		
Inductance		Maximum 7nanohenries, per adjacent pad at 1MHZ and 0.100 height.		
Deflection		8% to 20%. Recommended 10% to 15% of original height.		

6] Basic Environmental Testing Characteristics

Table - 4

Item	Test Method	Test Condition	Test Result
Temperature Cycling	Based on MIL-202-102A	Test Cycle -55°C → +25°C → +125°C (-67°F → +77°F → +25°F)	There was No change in the physical properties
Humidity(Steady-state) (Moisture Test)	Based on MIL-202-103B	Room Temperature 95%RH	There was No appreciable change in contact resistance after 500hrs exposure.
Corrosive Environment		1000hrs exposure at 1.0ppm H ₂ S 60°C / 75%RH 1.0ppm SO ₂	Slight change in contact resistance : no evidence of contact peeling or blistering
Salt spray Test	Based on MIL-202-101D Condition B	5% Salt Solution 35°C / 48hrs	There was No evidence of blistering or peeling of the contact material.

7] Structure Materials

Table - 5

Parts	Materials
Conductive wire	Gold Plated Copper wire (Gold 0.00001" Thickness)
Connector body	Non Conductive Low Compression Set Silicone Rubber. Flame test / UL 94 - HB
Film	0.001" (0.025mm) Thickness Polyamide Film

8] Others Technical Informations.

FujiPoly website <http://www.fujipoly.com>

Notes :

- All Fujipoly test data in this document is based on Fujipoly test method and is believe to be accurate and reliable. Nevertheless, any Fujipoly test data shows typical product properties, and does not show the guaranteed product properties.
- Some Silicone oil could exude from the product according to operating conditions.
- Some low molecular Siloxane could vaporize from the product according to operating conditions.
- It is advisable to use the product under recommended operating condition. Some more Silicone oil could exude from the product if it was used over the recommended condition.
- It is advisable to use the product under parallel and even compression. Some more Silicone oil could exude from the product if it was used under excessive or partial stress.
- Products testing by the purchaser is recommended in order to meet expected results such as performance and application.

April. 18th 2008	version 7
January. 16th 2006	version 6
July. 11th 2005	version 5
February. 14th 2003	version 4
January. 31th 2002	version 3
December. 8th 2000	version 2

ISSUED : July. 31th 2000 version 1

STATEMENT OF LIEU OF WARRANTY: All technical information and data in this document is based on tests and is believed to be accurate and reliable. Nevertheless, since the products described herein are not provided to conform with mutually accepted specifications and the use thereof is unknown, the manufacturer and seller of the product do not guarantee results, freedom from patent infringement, or suitability of the product for any application thereof. The manufacturer and seller of the product, described in this document will provide all possible technical assistance and will replace any products proven defective. No statement or recommendation made by the manufacturer or seller, not contained herein, shall have any force of effect unless in conformity with an agreement signed by an officer of the seller or manufacturer. Product testing by the purchaser is recommended in order to confirm expected results.

Copyright ' 1996 Fujipoly.

*FUJIPOLY® is registered Trademark of Fujipoly Group.